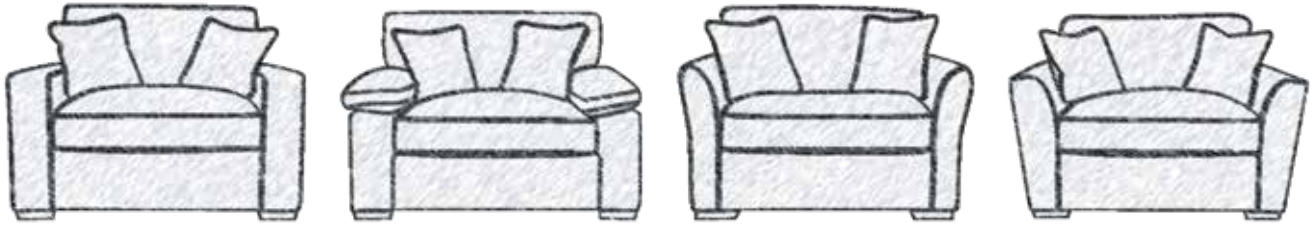


A variety of
Sofa Beds
to fit
you

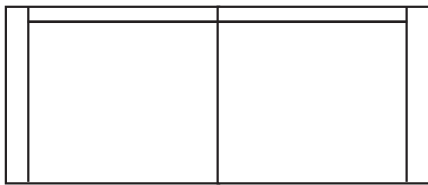


4 Stunning Designs

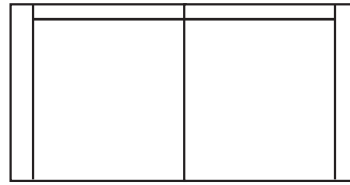


3 Sofa Bed Sizes

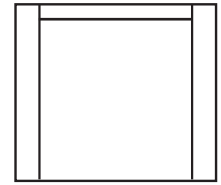
140cm sofa bed



120cm sofa bed



80cm chair bed



2 Sleep Options

Standard Action & Foam Mattress

A three fold metal action with a sprung 'polyprop' base. Complemented by a high performance foam mattress. For occasional use only.

Deluxe Action & Sprung Mattress

A two fold metal action with beech slats. Complemented by a deluxe sprung mattress. For everyday use.

1 Amazing Collection



AVAILABLE LULLABY SOFA BEDS STANDARD (S) / DELUXE (D)	BED HEIGHT (cm)	MATTRESS LENGTH (cm)	MATTRESS WIDTH (cm)	MATTRESS THICKNESS (cm)	MAX OCCUPANCY WEIGHT (kg)
140cm (3 SEATER) SOFA BED	S: 43 / D: 54	S: 185 / D: 183	S: 133 / D: 132	S: 6 / D: 11.5	S: 140 / D: 160
120cm (2 SEATER) SOFA BED	S: 43 / D: 54	S: 185 / D: 183	S: 113 / D: 114	S: 6 / D: 11.5	S: 140 / D: 160
80cm (CHAIR) SOFA BED	S: 43 / D: 54	S: 185 / D: 183	S: 73 / D: 76	S: 6 / D: 11.5	S: 140 / D: 160